

opti-lok™

fittings, tubing & adapters



As complex and advanced as HPLC systems have become, they still need conduits for fluid transfer: tubing, fittings, and adapters. Though these components are simple in design and, with the advent of finger tight fittings, fairly easy to use, their role in the plumbing of an HPLC system is often overlooked until something goes wrong. Anyone who has ever used an HPLC instrument knows the troubles a faulty or failing fitting can cause.

We realize that your time is valuable and should not be wasted worrying about fittings. For this reason, **all Optimize fittings are precision machined in the USA** for optimal quality and thread consistency. The machining process is the best way to ensure tight manufacturing tolerances and minimal product variance.

What does all this mean? It means that every fitting you purchase from Optimize will perform just as well as the last, so you'll have no worries about faulty fittings. This reflects our commitment to providing our customers with the highest quality, best-designed product available.


If you have questions about the machining process and how it differs from injection molding, give us a call. We are always eager to share our fabrication process and unyielding dedication to excellence.



opti-lok™ high pressure fittings

Opti-Lok™ fittings are ideal for making high-pressure connections with 1/16" OD tubing. All Optimize fittings are precision machined for optimal quality and thread consistency, and are designed for trouble-free operation at pressures of up to 6,000 psi.


Looking for UHPLC Fittings? See page 11.



OPTI-LOK I
(PEEK)

OPTI-LOK I 10-32 Hand-Tight Fittings with Integral Ferrule

Singles	10-20-00258	10 Pack	10-20-00259	OPTI-LOK I, PCTFE
	10-20-00264		10-20-00265	OPTI-LOK I, PEEK



6K Knurled
Head (PEEK)

OPTI-LOK 6K 10-32 Nuts & Ferrules


Singles, Nut Only	10-20-00268	10 Pack, with Ferrules	10-20-00270	Knurled Head, PEEK
	10-20-00271		10-20-00272	Hex Head, Short, PEEK
	10-20-00275		10-20-00276	Hex Head, Long, PEEK
	10-20-00273		10-20-00274	Knurled Head, w/wrench-flat, SS
	10-20-00269		10-20-00518	Double Tight Ferrule, PEEK



6K Hex Head,
Short (PEEK)

10-32 Couplers with 1/16" OD x .006" ID x 6cm SS Tubing

10-20-00263	Coupler, PCTFE
10-20-00266	Coupler, PEEK



6K Knurled
Head (SS)

Universal 10-32 Nuts & Ferrules for 1/16" OD Tubing

10-24-00367	Universal Nut, SS
10-24-00376	Universal SS Nuts with SS Ferrules, 10/Pk
10-24-00369	Universal Ferrule, SS
10-24-00370	Universal Ferrule, PEEK



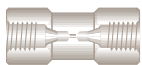
Ferrule
(PEEK) Double
Tight
Ferrule
(PEEK)

10-32 Unions for 1/16" OD Tubing

10-20-00261	PEEK Union, .010" Thru
10-20-00262	PEEK Union, .020" Thru
10-24-00375	Universal Union, with Nuts & Ferrules, 010" Thru, SS
10-24-00373	Universal Union, with Nuts & Ferrules, 020" Thru, SS
10-24-00371	Universal Union, with Nuts & Ferrules, 030" Thru, SS



Universal
Nut (SS)



Union (PEEK)

10-32 Tees for 1/16" OD Tubing

10-20-00287	Tee, .020" Thru, PEEK
-------------	-----------------------



Tee (PEEK)

10-32 OPTI-LOK Plugs

Singles	10-20-00251	10 Pack	10-20-00253	Plug, White Acetal
	10-20-00255		10-20-00256	Plug, PEEK




Plug (White Acetal)

Opti-Lok™ LP Fittings are an excellent choice for making low-pressure connections into 1/4-28 ports. Connections to flat-bottomed ports can be made using Opti-Lok flat-bottomed ferrules for 1/16" or 1/8" tubing, without the need for pre-flanged tubing ends. Opti-Lok LP fittings are precision machined to deliver leak-free, zero-dead-volume connections every time. We also offer 1/4-28 unions in various through-hole sizes for joining flat-bottom fittings together.

OPTI-LOK LP 1/4-28 Nuts & Ferrules for 1/16" OD Tubing


10-21-00290	Nut, PEEK	10-21-00293	Nut, White Acetal
10-21-00292	Nut, ETFE	10-21-00299	Nut, (PTFE)
10-21-00291	Nut, Long, PEEK	10-21-00296	Ferrule, PEEK
10-21-00295	Ferrule, ETFE	10-21-00300	Ferrule, (PTFE)



Nut (PEEK)



Ferrule (PEEK)



Nut (PEEK)

OPTI-LOK LP 1/4-28 Nuts & Ferrules for .100" OD Tubing


10-21-00283	Nut, White Acetal	10-21-00284	Nut, PEEK
10-21-00281	Ferrule, ETFE		

OPTI-LOK LP 1/4-28 Nuts & Ferrules for 1/8" OD Tubing

10-21-00307	Nut, PEEK	10-21-00305	Nut, Black Acetal
10-21-00310	Nut, White Acetal	10-21-00306	Nut, PCTFE
10-21-00309	Nut, ETFE	10-21-00317	Nut, (PTFE)
10-21-00308	Nut, long, PEEK	10-21-00313	Ferrule, PEEK
10-21-00312	Ferrule, ETFE	10-21-00318	Ferrule, (PTFE)

1/4-28 Unions


10-21-00322	Union, Polypropylene	10-21-00323	Union, Natural PEEK
-------------	----------------------	-------------	---------------------



Union (PEEK)

1/4-28 Peek Unions, Knurled with Wrench Flats

10-21-00341	Union, .010" Thru, PEEK	10-21-00342	Union, .020" Thru, PEEK
10-21-00343	Union, .050" Thru, PEEK		



Union (PEEK)

1/4-28 Tees for 1/16" OD Tubing

10-20-00286	Tee, .062" Thru, PEEK		
-------------	-----------------------	--	--



Plug (white Acetal)

OPTI-LOK LP 1/4-28 Plugs

10-21-01292	Plug, White Acetal	10-21-00326	Plug, (PTFE)
-------------	--------------------	-------------	--------------

opti-lok™ | m6 metric nuts & ferrules

OPTI-LOK 6K PEEK Metric Fittings for 1/16" OD Tubing


10-22-00328	Nut, Knurled Head w/Hex, PEEK	10-20-00269	Double Tight Ferrule, PEEK
10-22-00329	Nut, Knurled Head w/Hex & Ferrules, 10/PK		



Double Tight Ferrule (PEEK)

OPTI-LOK LP Metric Fittings for 1/16" OD Tubing

10-22-00297	Nut, White Acetal	10-22-00301	Ferrule, Short, ETFE
10-22-00303	Ferrule, PPS		



Nut (White Acetal)







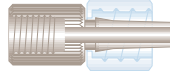








Ferrule (PPS)

OPTI-LOK LP Metric Fittings for 1/8" OD Tubing

10-22-00314	Nut, White Acetal	10-22-00315	Nut, Black Acetal
10-22-00319	Ferrule, Short, ETFE		

opti-lok™ adapters

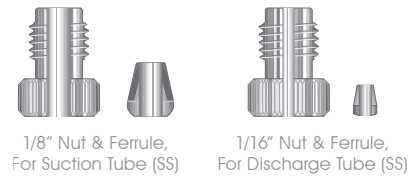
Opti-Lok™ Adapters offer maximum flexibility for making connections between your 1/4-28, M6 (Metric), Luer and 10-32 fittings and ports. They are available in a useful variety of thread-type combinations, all precision machined from PEEK.

	Part Number	Description		Adapter
1/4-28 TO 10-32	10-23-00350	1/4-28 Male	10-32 Parker Female	
1/4-28 TO LUER	10-23-00352	1/4-28 Male	Luer Male	
	10-23-00353	1/4-28 Male	Luer Female	
1/4-28 TO M6	10-23-00351	1/4-28 Male	M6 (Metric) Female	
1/4-28 TO LUER	10-23-00347	1/4-28 Female	Luer Male	
	10-23-00349	1/4-28 Female	Luer Female	
1/4-28 TO M6	10-23-00346	1/4-28 Female	M6 Female, (with Web)	
1/4-28 TO 10-32	10-23-00335	1/4-28 Female	10-32 Parker Female	
M6 TO 10-32	10-23-00357	M6 (Metric) Male	10-32 Parker Female	
	10-23-00355	M6 (Metric) Female	10-32 Parker Female	
M6 TO LUER	10-23-00363	M6 (Metric) Female	Luer Female	
LUER TO 10-32	10-23-00358	10-32 Parker Female	Luer Female	
	10-23-00359	10-32 Parker Female	Luer Male	

oem specific fittings

LDC-Style 5/16-24 Fittings

31-24-00735	1/8" Nut & Ferrule for Suction Tube, SS
31-24-00736	1/16" Nut & Ferrule for Discharge Tube, SS




1/8" Nut & Ferrule,
For Suction Tube (SS)

1/16" Nut & Ferrule,
For Discharge Tube (SS)

SSI-Style 1/4-28 Fittings for 1/16" OD Tubing

10-20-00330	6K Nut, PEEK
10-20-00331	6K Nut & Ferrules, PEEK, 10/Pk
10-20-00269	Double Tight Ferrule, PEEK




6K Nut (PEEK)

Double Tight
Ferrule (PEEK)

Parker-Style 10-32 Fittings for 1/16" OD Tubing

40-24-01275	Nut, SS
40-24-01276	Nuts & Ferrules, SS, 10/Pk
40-24-01291	Ferrule, SS
40-24-01290	Ferrule, PEEK
40-24-01271	Union with Nuts & Ferrules, SS, .010" Thru
40-24-01273	Union with Nuts & Ferrules, SS, .020" Thru



Nut (SS)


Ferrule
(PEEK)

Union (SS)

Ferrule (SS)

Genuine Valco 10-32 Fittings for 1/16" OD Tubing

41-24-01277	Nut, SS
41-24-01281	Nuts & Ferrules, SS, 10/Pk
41-24-01278	Nut, Long, SS
41-24-01279	Ferrule, SS
41-24-01283	Union with Nuts & Ferrules, SS, .010" Thru
41-24-01280	Union with Nuts & Ferrules, SS, .030" Thru
41-24-01282	Ferrule, PEEK



Nut (SS)

Nut, Long (SS)

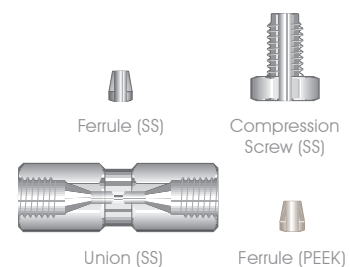
Ferrule (SS)

Union (SS)

Ferrule (PEEK)

Waters-Style 10-32 Fittings for 1/16" OD Tubing

		OEM #
39-24-01090	Compression Screw, SS	WAT005070
39-24-01091	Compression Screws & Ferrules, SS, 10/Pk	WAT025604
39-24-01291	Ferrule, SS, single	WAT005063
39-24-01290	Ferrule, PEEK	WAT021817
39-24-01088	Union w/ Nuts & Ferrules, SS	WAT097332



Ferrule (SS)

Compression
Screw (SS)

Union (SS)

Ferrule (PEEK)

3/16" OD
PTFE1/8" OD
PTFE.100" OD
PTFE1/16" OD
PTFE1/8" OD
ETFE1/16" OD
ETFE

tubing

(ptfe) tubing

1/16" Outside Diameter PTFE Tubing

10-15-00214	1/16" OD x .010" ID x 10 ft
10-15-00215	1/16" OD x .010" ID x 50 ft
10-15-00220	1/16" OD x .020" ID x 10 ft
10-15-00221	1/16" OD x .020" ID x 50 ft
10-15-00226	1/16" OD x .030" ID x 10 ft
10-15-00227	1/16" OD x .030" ID x 50 ft
10-15-00232	1/16" OD x .040" ID x 10 ft
10-15-00233	1/16" OD x .040" ID x 50 ft

.100" Outside Diameter PTFE Tubing

10-15-00205	.100" OD x .040" ID x 10 ft
10-15-00206	.100" OD x .040" ID x 50 ft

1/8" Outside Diameter PTFE Tubing

10-15-00238	1/8" OD x .062" ID x 10 ft
10-15-00240	1/8" OD x .062" ID x 50 ft

3/16" Outside Diameter PTFE Tubing

10-15-00243	3/16" OD x .125" ID x 10 ft
10-15-00245	3/16" OD x .125" ID x 50 ft

(etfe) tubing

1/16" Outside Diameter ETFE Tubing

10-14-00193	1/16" OD x .010" ID x 10 ft
10-14-00194	1/16" OD x .010" ID x 50 ft
10-14-00196	1/16" OD x .020" ID x 10 ft
10-14-00197	1/16" OD x .020" ID x 50 ft
10-14-00199	1/16" OD x .030" ID x 10 ft
10-14-00200	1/16" OD x .030" ID x 50 ft

1/8" Outside Diameter ETFE Tubing

10-14-00202	1/8" OD x .062" ID x 10 ft
10-14-00203	1/8" OD x .062" ID x 50 ft

tubing

optipeek™ tubing

1/16" Outside Diameter PEEK Tubing

10-13-00168	1/16" OD x .006" ID x 10 ft
10-13-00170	1/16" OD x .006" ID x 50 ft
10-13-00175	1/16" OD x .010" ID x 10 ft
10-13-00177	1/16" OD x .010" ID x 50 ft
10-13-00183	1/16" OD x .020" ID x 10 ft
10-13-00186	1/16" OD x .020" ID x 50 ft
10-13-00187	1/16" OD x .030" ID x 10 ft
10-13-00191	1/16" OD x .030" ID x 50 ft
10-13-00179	1/16" OD x .040" ID x 10 ft
10-13-00181	1/16" OD x .040" ID x 50 ft

stainless steel pre-cut tubing

1/16" Outside Diameter Stainless Steel Tubing


10-12-00145	1/16" OD x .006" ID x 6 cm
10-12-00143	1/16" OD x .006" ID x 10 cm
10-12-00144	1/16" OD x .006" ID x 20 cm
10-12-00141	1/16" OD x .006" ID x 10 ft
10-12-00151	1/16" OD x .010" ID x 6 cm
10-12-00148	1/16" OD x .010" ID x 10 cm
10-12-00149	1/16" OD x .010" ID x 20 cm
10-12-00150	1/16" OD x .010" ID x 30 cm
10-12-00146	1/16" OD x .010" ID x 10 ft
10-12-00157	1/16" OD x .020" ID x 6 cm
10-12-00154	1/16" OD x .020" ID x 10 cm
10-12-00155	1/16" OD x .020" ID x 20 cm
10-12-00156	1/16" OD x .020" ID x 30 cm
10-12-00152	1/16" OD x .020" ID x 10 ft
10-12-00162	1/16" OD x .030" ID x 6 cm
10-12-00160	1/16" OD x .030" ID x 10 cm
10-12-00161	1/16" OD x .030" ID x 20 cm
10-12-00158	1/16" OD x .030" ID x 10 ft
10-12-00167	1/16" OD x .040" ID x 6 cm
10-12-00165	1/16" OD x .040" ID x 10 cm
10-12-00166	1/16" OD x .040" ID x 20 cm
10-12-00163	1/16" OD x .040" ID x 10 ft

tubing cutters

10-10-00139	Plastic Tubing Cutter
10-10-00140	Stainless Steel Tubing Cutter



Plastic
Tubing
Cutter



1/16" OD
PEEK

1/16" OD
Stainless
Steel

Stainless
Steel Tube
Cutter

Optimize stainless steel tubing is pre-cut and electropolished to ensure square, burr-free ends, and is passivated prior to shipment.