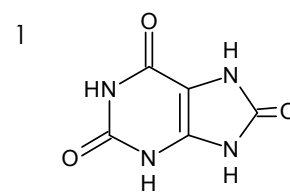
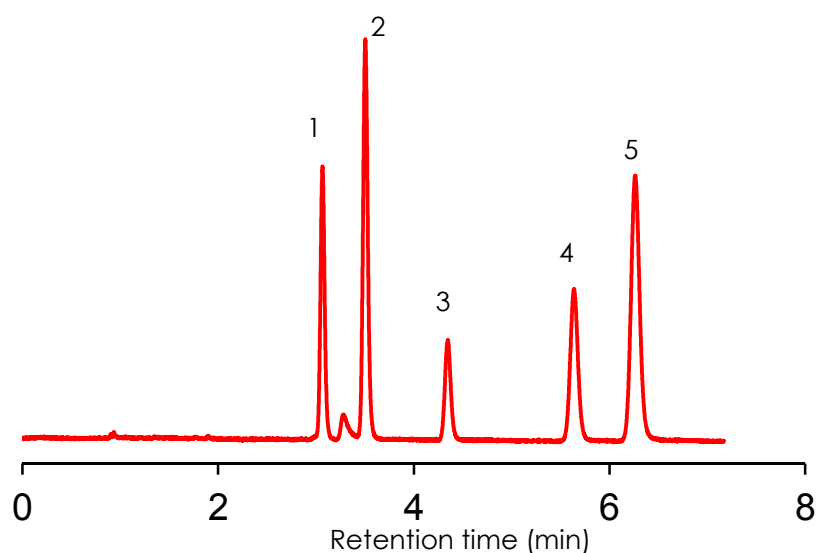


## プリン類似物質の分離

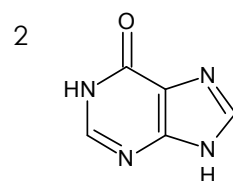
### Purine analogue

SunShell RP-AQUA 2.6  $\mu$ m, 100 x 4.6 mm i.d.

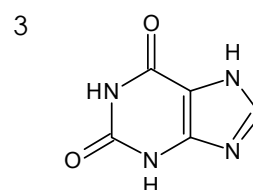
10 mM Ammonium acetate (pH 4.7)



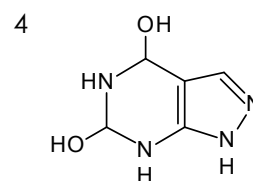
Uric acid



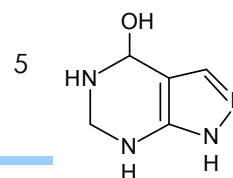
Hypoxanthine



Xanthine

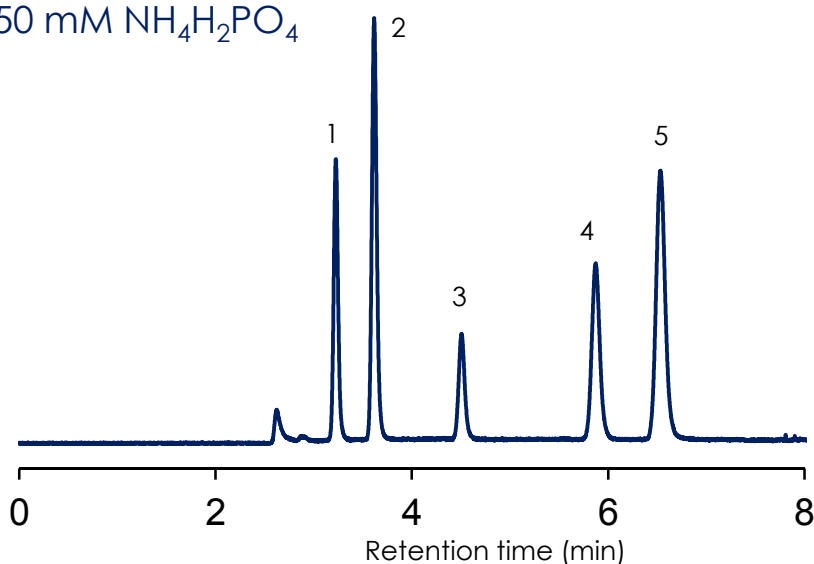


Oxipurinol



Allopurinol

50 mM  $\text{NH}_4\text{H}_2\text{PO}_4$



Column: SunShell RP-AQUA, 2.6  $\mu$ m 100 x 4.6 mm

Mobile phase: 50 mM  $\text{NH}_4\text{H}_2\text{PO}_4$  or 10 mM ammonium acetate (pH 4.7)

Flow rate: 1.0 mL/min

Temperature: Ambient

Detection: UV@250 nm

Sample: 1 = Uric acid, 2 = Hypoxanthine, 3 = Xanthine, 4 = Oxipurinol, 5 = Allopurinol